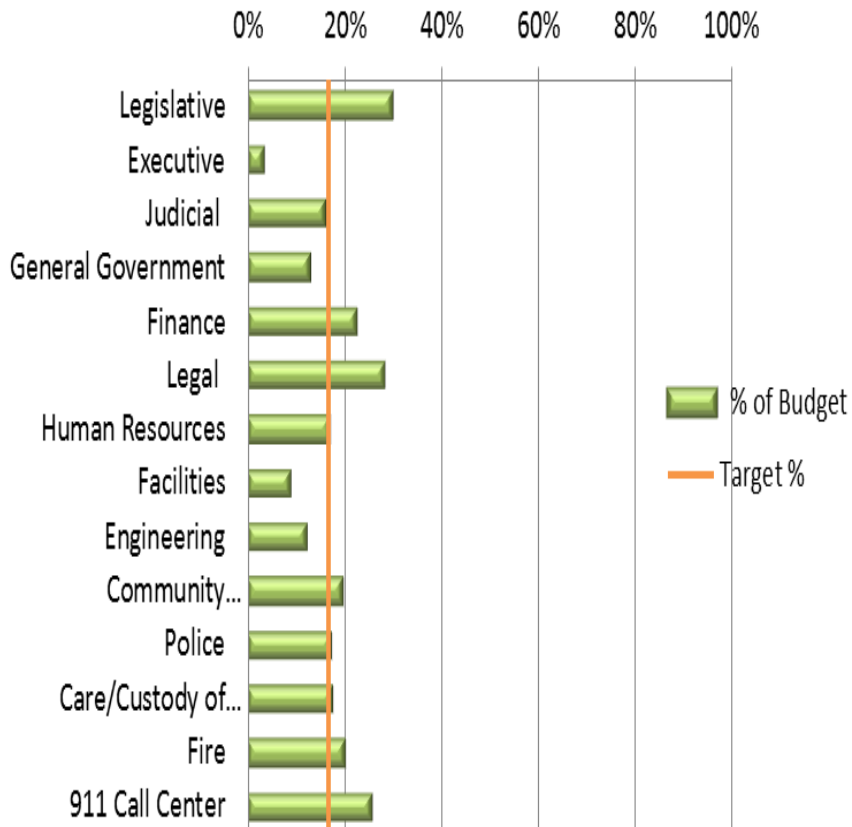


City of Aberdeen General Fund Dashboard Report YTD as of 2/28/18

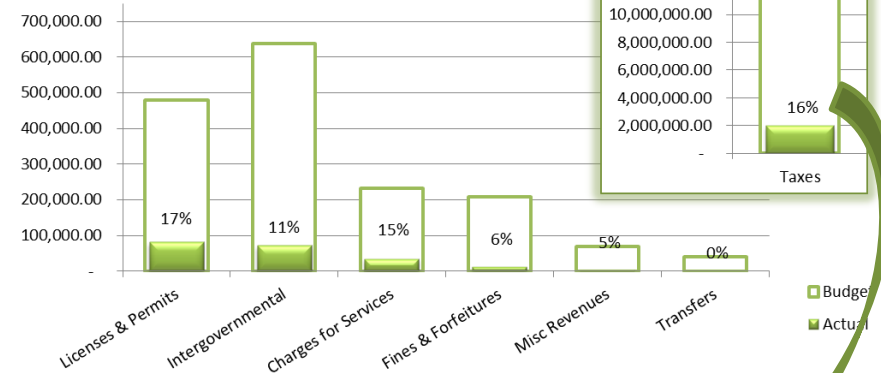
General Fund Recap	Annual Budget (without reserves)	Actual	% of Budget
Revenues	14,284,632	2,221,224	16%
Expenditures	14,466,495	2,351,840	16%
Source (Use) of Reserves	(181,863)	(130,616)	

Target = 17%

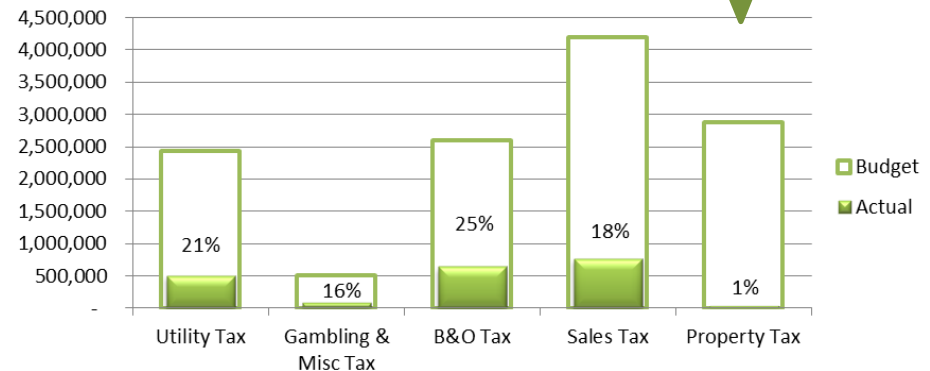
YTD Expense Percent of Budget



YTD Revenue Budget vs Actual



YTD Tax Revenue Breakout



City of Aberdeen - Utility Funds

YTD as of 2/28/2018

SEWER UTILITY FUND 403	Annual Budget (without reserve)	YTD Actual	% of Budget
Revenues	5,978,000	686,557	11%
<u>Expenditures</u>			
Salary & Benefits	2,110,143	327,790	16%
Supplies & Services	1,404,350	373,103	27%
Capital Outlay	1,850,000	64,007	3%
Debt Service	449,495	43,052	10%
Other Financing Uses - Transfers	300,800	32,473	11%
	-	-	
Total Expenditures	6,114,788	840,425	14%
Source (Use) of Reserves	(136,788)	(153,868)	

WATER UTILITY FUND 404	Annual Budget (without reserve)	YTD Actual	% of Budget
Revenues	4,617,000	597,159	13%
<u>Expenditures</u>			
Salary & Benefits	2,169,417	345,125	16%
Supplies & Services	1,078,600	253,032	23%
Capital Outlay	293,000	6,614	2%
Debt Service	382,035	-	0%
Other Financing Uses - Transfers	343,000	27,587	8%
	150,000	-	
Total Expenditures	4,416,052	632,359	14%
Source (Use) of Reserves	200,948	(35,199)	

STORMWATER UTILITY FUND 405	Annual Budget (without reserve)	YTD Actual	% of Budget
Revenues	498,500	83,424	17%
<u>Expenditures</u>			
Salary & Benefits	12,224	1,019	8%
Supplies & Services	10,000	-	0%
Other Financing Uses - Transfer to Street Fund	24,600	2,629	11%
	480,000	-	
Total Expenditures	526,824	3,647	1%
Source (Use) of Reserves	(28,324)	79,777	

INDUSTRIAL WATER UTILITY FUND 407	Annual Budget (without reserve)	YTD Actual	% of Budget
Revenues	735,000	29,169	4%
<u>Expenditures</u>			
Salary & Benefits	55,663	21,589	39%
Supplies & Services	193,500	4,088	2%
Capital Outlay	827,500	126,544	15%
Other Financing Uses - ER Oper & Rsrv	14,000	1,042	7%
Total Expenditures	1,090,663	153,263	14%
Source (Use) of Reserves	(355,663)	(124,093)	

City of Aberdeen - Select Special Revenue Funds

YTD as of 2/28/2018

EMS FUND 120	Annual Budget (without reserve)	YTD Actual	% of Budget
Revenues	3,472,055	523,551	15%
<u>Expenditures</u>			
Salary & Benefits	3,162,808	539,400	17%
Supplies & Services	424,450	54,675	13%
Capital	11,000	894	8%
Transfers	40,448	-	0%
Total Expenditures	3,638,706	594,969	16%
Source (Use) of Reserves	(166,651)	(71,418)	

PARKS FUND 102	Annual Budget (without reserve)	YTD Actual	% of Budget
Revenues	932,850	150,325	16%
<u>Expenditures</u>			
Salary & Benefits	701,904	102,914	15%
Supplies & Services	289,440	55,376	19%
Transfers	-	-	0%
Total Expenditures	991,344	158,290	16%
Source (Use) of Reserves	(58,494)	(7,965)	

STREET FUND 103	Annual Budget (without reserve)	YTD Actual	% of Budget
Revenues	2,064,606	258,131	13%
<u>Expenditures</u>			
Salary & Benefits	1,267,085	208,932	16%
Supplies & Services	548,700	59,831	11%
Capital Outlay	67,500	-	0%
Other Financing Uses -	-	-	-
ER Oper & Rsrv	187,500	38,758	21%
Total Expenditures	2,070,785	307,521	15%
Source (Use) of Reserves	(6,179)	(49,390)	