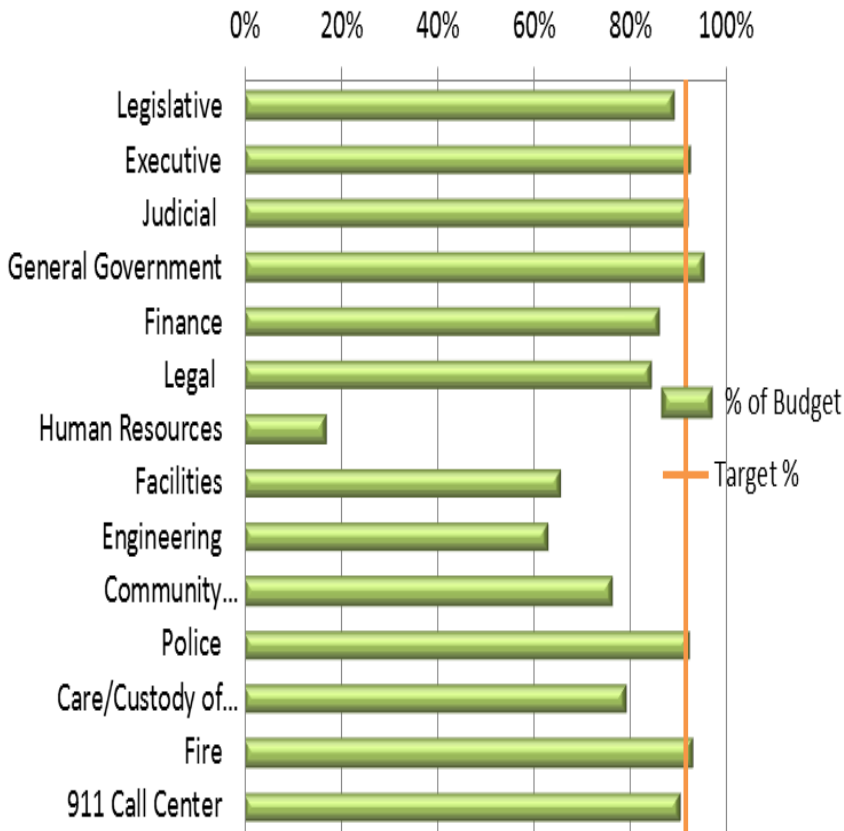


City of Aberdeen General Fund Dashboard Report YTD as of 11/31/17

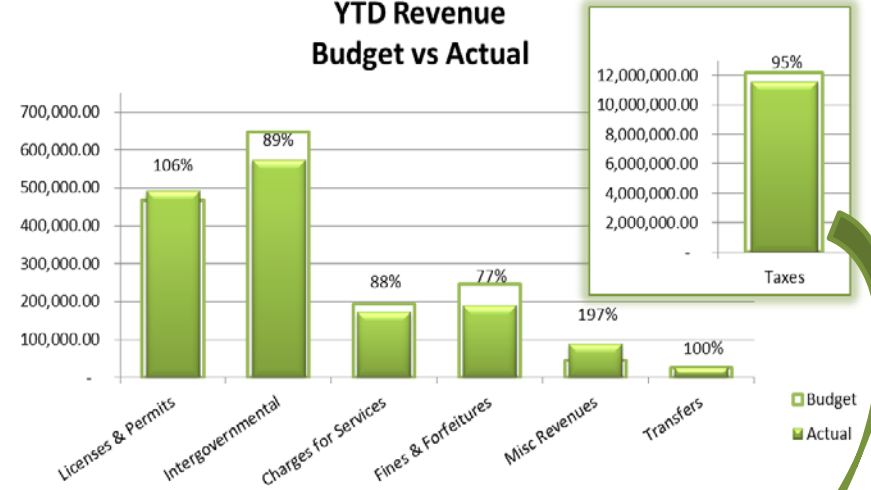
General Fund Recap	Annual Budget (without reserves)	Actual	% of Budget
Revenues	13,798,695	13,136,967	95%
Expenditures	13,879,190	12,414,614	89%
Source (Use) of Reserves	(80,495)	722,354	

Target = 92%

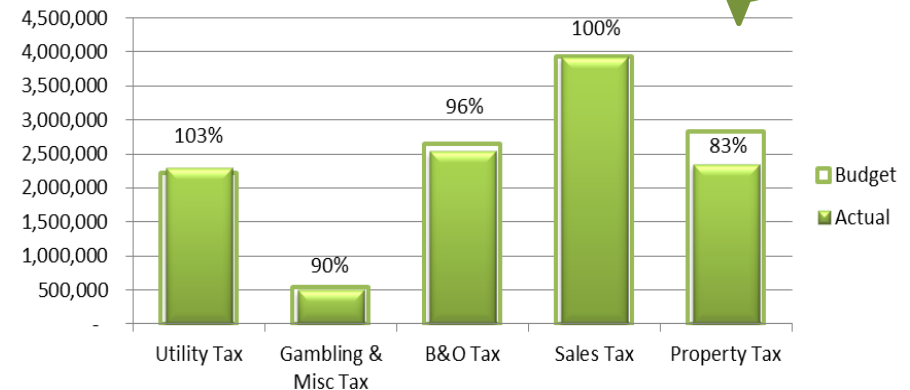
YTD Expense Percent of Budget



YTD Revenue Budget vs Actual



YTD Tax Revenue Breakout



City of Aberdeen - Utility Funds

YTD as of 11/30/2017

SEWER UTILITY FUND 403	Annual Budget (without reserve)	YTD Actual	% of Budget
Revenues	4,348,300	4,074,889	94%
<u>Expenditures</u>			
Salary & Benefits	2,015,650	1,836,612	91%
Supplies & Services	1,466,500	1,206,471	82%
Capital Outlay	235,000	272,545	116%
Debt Service	429,770	408,216	95%
Other Financing Uses - Transfers	302,300 8,920	271,077 -	90%
Total Expenditures	4,458,140	3,994,921	90%
Source (Use) of Reserves	(109,840)	79,968	

WATER UTILITY FUND 404	Annual Budget (without reserve)	YTD Actual	% of Budget
Revenues	3,610,200	3,395,673	94%
<u>Expenditures</u>			
Salary & Benefits	1,976,160	1,778,340	90%
Supplies & Services	985,400	847,099	86%
Capital Outlay	108,000	41,872	39%
Debt Service	385,810	385,811	100%
Other Financing Uses - Transfers	343,000 8,920	311,459 -	91%
Total Expenditures	3,807,290	3,364,580	88%
Source (Use) of Reserves	(197,090)	31,093	

STORMWATER UTILITY FUND 405	Annual Budget (without reserve)	YTD Actual	% of Budget
Revenues	490,500	455,713	93%
<u>Expenditures</u>			
Salary & Benefits	11,360	10,413	92%
Supplies & Services	24,500	14,617	60%
Other Financing Uses - Transfer to Street Fund	8,000 480,000	28,410 -	355%
Total Expenditures	523,860	53,441	10%
Source (Use) of Reserves	(33,360)	402,272	

INDUSTRIAL WATER UTILITY FUND 407	Annual Budget (without reserve)	YTD Actual	% of Budget
Revenues	235,000	240,878	103%
<u>Expenditures</u>			
Salary & Benefits	120,450	133,039	110%
Supplies & Services	252,200	65,103	26%
Capital Outlay	19,600	38,512	196%
Other Financing Uses - ER Oper & Rsrv	14,000	11,409	81%
Total Expenditures	406,250	248,063	61%
Source (Use) of Reserves	(171,250)	(7,185)	

City of Aberdeen - Select Special Revenue Funds

YTD as of 11/30/2017

EMS FUND 120	Annual Budget (without reserve)	YTD Actual	% of Budget
Revenues	3,306,440	2,992,641	91%
<u>Expenditures</u>			
Salary & Benefits	3,069,495	2,615,936	85%
Supplies & Services	356,425	208,431	58%
Capital	11,000	9,833	89%
Transfers	43,180	27,125	63%
Total Expenditures	3,480,100	2,861,326	82%
Source (Use) of Reserves	(173,660)	131,315	

PARKS FUND 102	Annual Budget (without reserve)	YTD Actual	% of Budget
Revenues	967,200	893,281	92%
<u>Expenditures</u>			
Salary & Benefits	700,170	643,133	92%
Supplies & Services	256,340	250,418	98%
Transfers	2,655	-	0%
Total Expenditures	959,165	893,551	93%
Source (Use) of Reserves	8,035	(270)	

STREET FUND 103	Annual Budget (without reserve)	YTD Actual	% of Budget
Revenues	1,925,250	1,370,027	71%
<u>Expenditures</u>			
Salary & Benefits	1,175,150	1,093,373	93%
Supplies & Services	510,450	382,452	75%
Capital Outlay	65,000	16,793	26%
Other Financing Uses -	-	-	-
ER Oper & Rsrv	204,000	186,463	91%
Total Expenditures	1,954,600	1,679,081	86%
Source (Use) of Reserves	(29,350)	(309,054)	