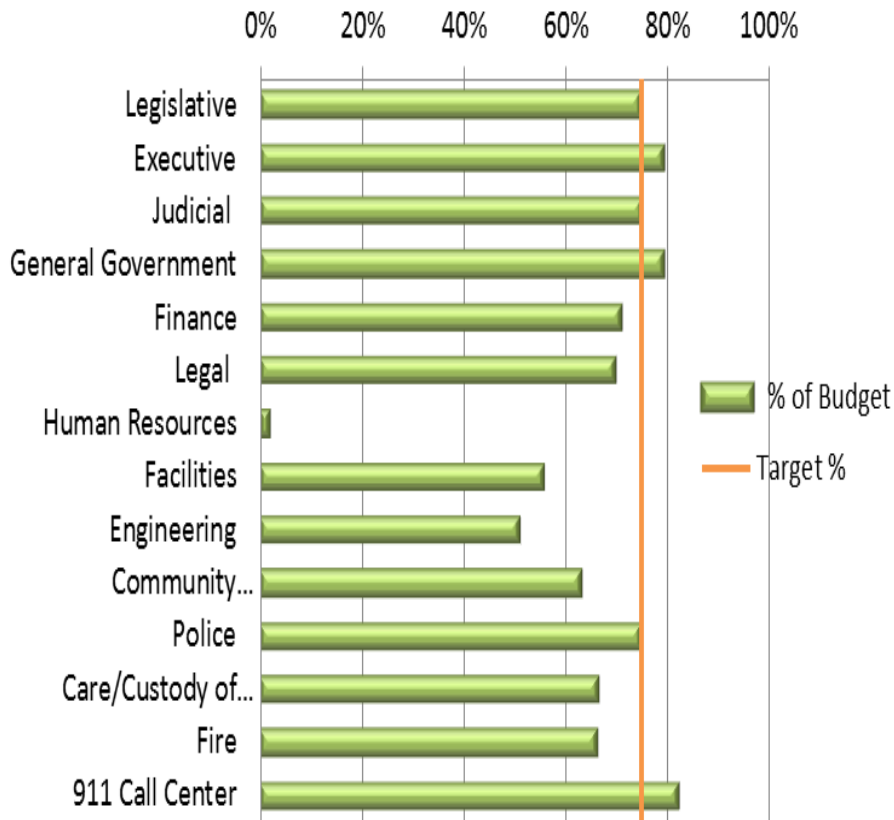


City of Aberdeen General Fund Dashboard Report YTD as of 9/30/17

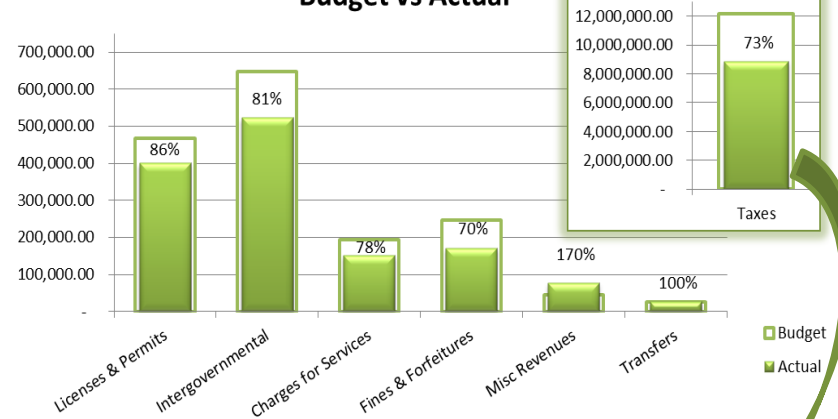
General Fund Recap	Annual Budget (without reserves)	Actual	% of Budget
Revenues	13,798,695	10,233,742	74%
Expenditures	13,879,190	10,005,316	72%
Source (Use) of Reserves	(80,495)	228,426	

Target = 75%

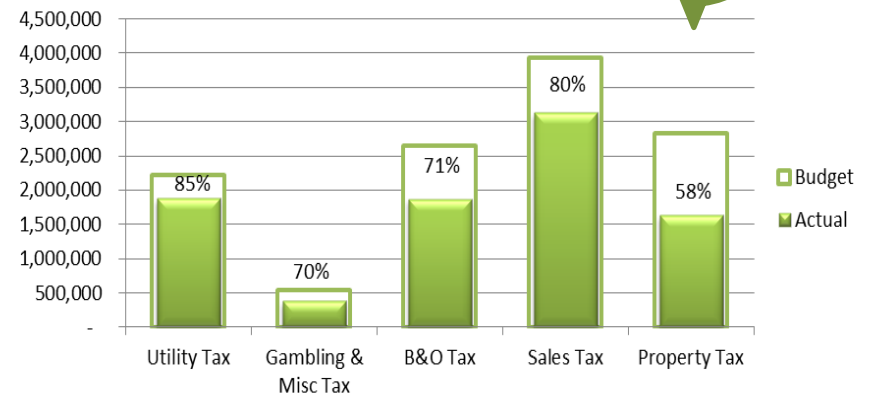
YTD Expense Percent of Budget



YTD Revenue Budget vs Actual



YTD Tax Revenue Breakout



City of Aberdeen - Utility Funds

YTD as of 9/30/2017

SEWER UTILITY FUND 403	Annual Budget (without reserve)	YTD Actual	% of Budget
Revenues	4,348,300	3,415,425	79%
<u>Expenditures</u>			
Salary & Benefits	2,015,650	1,495,652	74%
Supplies & Services	1,466,500	1,034,273	71%
Capital Outlay	235,000	249,670	106%
Debt Service	429,770	408,216	95%
Other Financing Uses - Transfers	302,300 8,920	200,198 -	66%
Total Expenditures	4,458,140	3,388,009	76%
Source (Use) of Reserves	(109,840)	27,417	

WATER UTILITY FUND 404	Annual Budget (without reserve)	YTD Actual	% of Budget
Revenues	3,610,200	2,744,753	76%
<u>Expenditures</u>			
Salary & Benefits	1,976,160	1,446,474	73%
Supplies & Services	985,400	721,892	73%
Capital Outlay	108,000	21,561	20%
Debt Service	385,810	385,811	100%
Other Financing Uses - Transfers	343,000 8,920	252,265 -	74%
Total Expenditures	3,807,290	2,828,003	74%
Source (Use) of Reserves	(197,090)	(83,250)	

STORMWATER UTILITY FUND 405	Annual Budget (without reserve)	YTD Actual	% of Budget
Revenues	490,500	373,491	76%
<u>Expenditures</u>			
Salary & Benefits	11,360	8,520	75%
Supplies & Services	24,500	-	0%
Other Financing Uses - Transfer to Street Fund	8,000 480,000	38,338 -	479%
Total Expenditures	523,860	46,858	9%
Source (Use) of Reserves	(33,360)	326,633	

INDUSTRIAL WATER UTILITY FUND 407	Annual Budget (without reserve)	YTD Actual	% of Budget
Revenues	235,000	197,910	84%
<u>Expenditures</u>			
Salary & Benefits	120,450	103,004	86%
Supplies & Services	252,200	45,441	18%
Capital Outlay	19,600	35,571	181%
Other Financing Uses - ER Oper & Rsrv	14,000	9,255	66%
Total Expenditures	406,250	193,271	48%
Source (Use) of Reserves	(171,250)	4,639	

City of Aberdeen - Select Special Revenue Funds

YTD as of 9/30/2017

EMS FUND 120	Annual Budget (without reserve)	YTD Actual	% of Budget
Revenues	3,306,440	2,471,899	75%
<u>Expenditures</u>			
Salary & Benefits	3,069,495	2,314,254	75%
Supplies & Services	356,425	176,509	50%
Capital	11,000	8,045	73%
Transfers	43,180	27,125	63%
Total Expenditures	3,480,100	2,525,934	73%
Source (Use) of Reserves	(173,660)	(54,036)	

PARKS FUND 102	Annual Budget (without reserve)	YTD Actual	% of Budget
Revenues	967,200	730,525	76%
<u>Expenditures</u>			
Salary & Benefits	700,170	538,799	77%
Supplies & Services	256,340	201,989	79%
Transfers	2,655	-	0%
Total Expenditures	959,165	740,788	77%
Source (Use) of Reserves	8,035	(10,263)	

STREET FUND 103	Annual Budget (without reserve)	YTD Actual	% of Budget
Revenues	1,925,250	1,125,378	58%
<u>Expenditures</u>			
Salary & Benefits	1,175,150	893,220	76%
Supplies & Services	510,450	312,961	61%
Capital Outlay	65,000	9,333	14%
Other Financing Uses -	-	-	-
ER Oper & Rsrv	204,000	148,825	73%
Total Expenditures	1,954,600	1,364,339	70%
Source (Use) of Reserves	(29,350)	(238,961)	