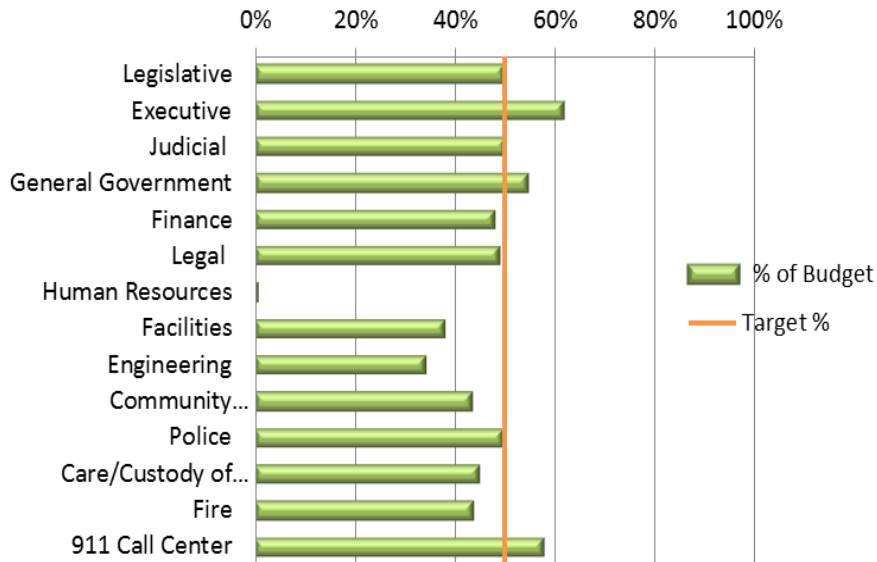


City of Aberdeen General Fund Dashboard Report YTD as of 06/30/17

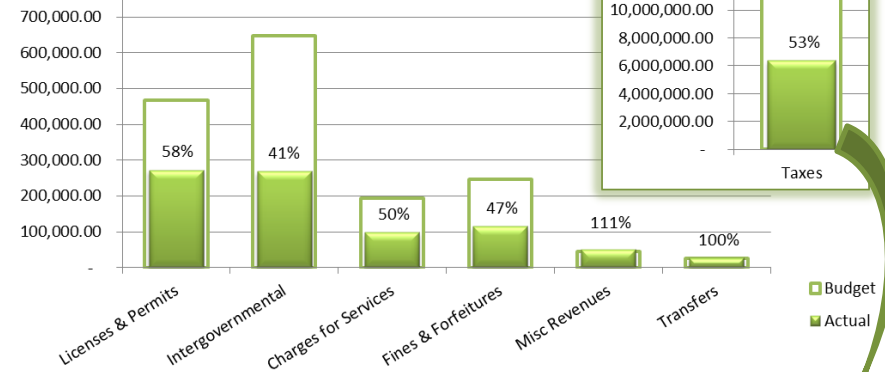
General Fund Recap	Annual Budget (without reserves)	Actual	% of Budget
Revenues	13,798,695	7,221,868	52%
Expenditures	13,879,190	6,679,101	48%
Source (Use) of Reserves	(80,495)	542,767	

Target = 50%

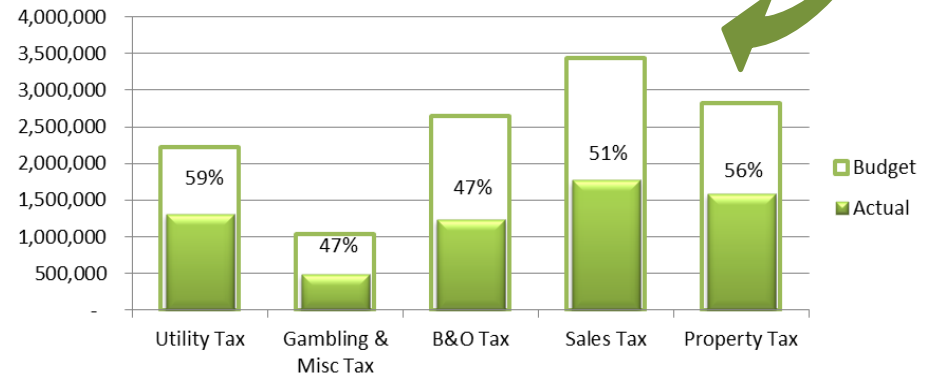
YTD Expense Percent of Budget



YTD Revenue Budget vs Actual



YTD Tax Revenue Breakout



City of Aberdeen - Utility Funds

YTD as of 6/30/2017

SEWER UTILITY FUND 403	Annual Budget (without reserve)	YTD Actual	% of Budget	WATER UTILITY FUND 404	Annual Budget (without reserve)	YTD Actual	% of Budget
Revenues	4,348,300	2,356,216	54%	Revenues	3,610,200	1,772,585	49%
<u>Expenditures</u>				<u>Expenditures</u>			
Salary & Benefits	2,015,650	980,129	49%	Salary & Benefits	1,976,160	957,614	48%
Supplies & Services	1,466,500	710,201	48%	Supplies & Services	985,400	540,788	55%
Capital Outlay	235,000	118,754	51%	Capital Outlay	108,000	21,561	20%
Debt Service	429,770	365,164	85%	Debt Service	385,810	385,811	100%
Other Financing Uses - Transfers	302,300 8,920	145,123 -	48%	Other Financing Uses - Transfers	343,000 8,920	167,279 -	49%
Total Expenditures	4,458,140	2,319,371	52%	Total Expenditures	3,807,290	2,073,052	54%
Source (Use) of Reserves	(109,840)	36,845		Source (Use) of Reserves	(197,090)	(300,467)	

STORMWATER UTILITY FUND 405	Annual Budget (without reserve)	YTD Actual	% of Budget	INDUSTRIAL WATER UTILITY FUND 407	Annual Budget (without reserve)	YTD Actual	% of Budget
Revenues	490,500	248,814	51%	Revenues	235,000	125,305	53%
<u>Expenditures</u>				<u>Expenditures</u>			
Salary & Benefits	11,360	5,680	50%	Salary & Benefits	120,450	64,653	54%
Supplies & Services	24,500	-	0%	Supplies & Services	252,200	26,980	11%
Other Financing Uses - Transfer to Street Fund	8,000 480,000	3,556 12,250	44%	Capital Outlay	19,600	9,455	48%
Total Expenditures	523,860	21,486	4%	Other Financing Uses - ER Oper & Rsrv	14,000	6,388	46%
Source (Use) of Reserves	(33,360)	227,328		Total Expenditures	406,250	107,477	26%
				Source (Use) of Reserves	(171,250)	17,829	

City of Aberdeen - Select Special Revenue Funds

YTD as of 6/30/2017

EMS FUND 120	Annual Budget (without reserve)	YTD Actual	% of Budget
Revenues	3,306,440	1,619,629	49%
<u>Expenditures</u>			
Salary & Benefits	3,069,495	1,549,742	50%
Supplies & Services	356,425	126,409	35%
Capital	11,000	5,364	49%
Transfers	43,180	27,125	63%
Total Expenditures	3,480,100	1,708,639	49%
Source (Use) of Reserves	(173,660)	(89,010)	

PARKS FUND 102	Annual Budget (without reserve)	YTD Actual	% of Budget
Revenues	967,200	489,198	51%
<u>Expenditures</u>			
Salary & Benefits	700,170	331,800	47%
Supplies & Services	256,340	137,612	54%
Transfers	2,655	-	0%
Total Expenditures	959,165	469,411	49%
Source (Use) of Reserves	8,035	19,787	

STREET FUND 103	Annual Budget (without reserve)	YTD Actual	% of Budget
Revenues	1,926,250	720,086	37%
<u>Expenditures</u>			
Salary & Benefits	1,175,150	573,192	49%
Supplies & Services	510,450	205,609	40%
Capital Outlay	65,000	3,278	5%
Other Financing Uses - ER Oper & Rsrv	-	-	-
Total Expenditures	1,954,600	885,783	45%
Source (Use) of Reserves	(28,350)	(165,697)	