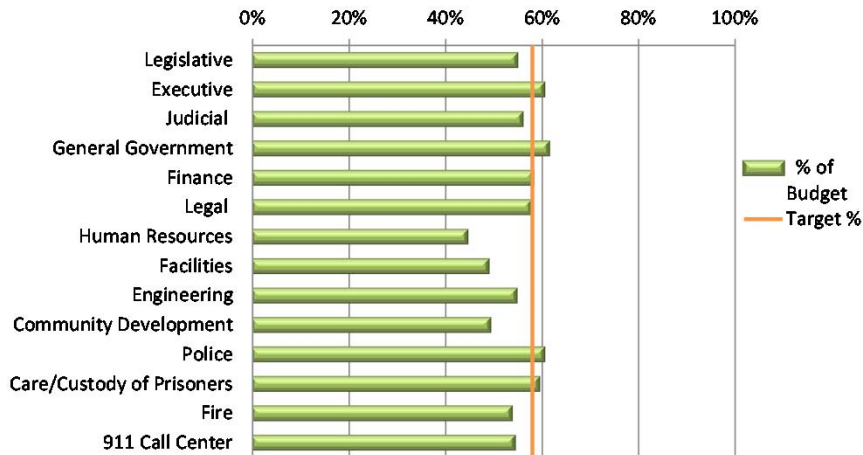


City of Aberdeen General Fund Dashboard Report YTD as of 7/31/16

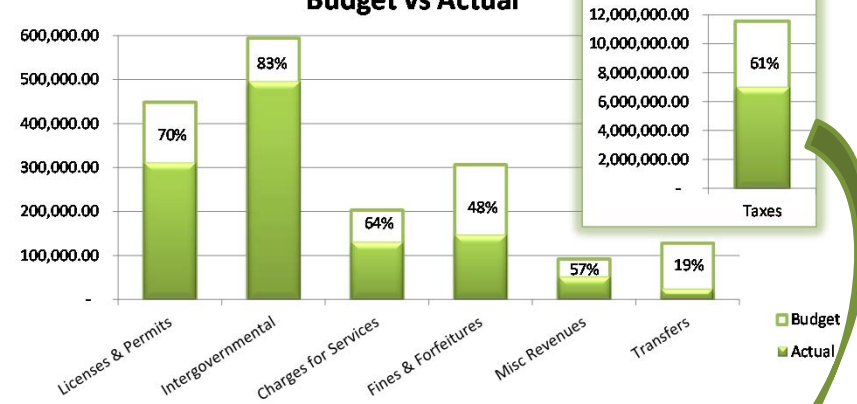
General Fund Recap	Annual Budget		% of Budget
	(without reserves)	Actual	
Revenues	13,331,466	8,207,870	62%
Expenditures	13,314,687	7,788,987	58%
Source (Use) of Reserves	16,779	418,883	

Target
= 58%

YTD Expense Percent of Budget



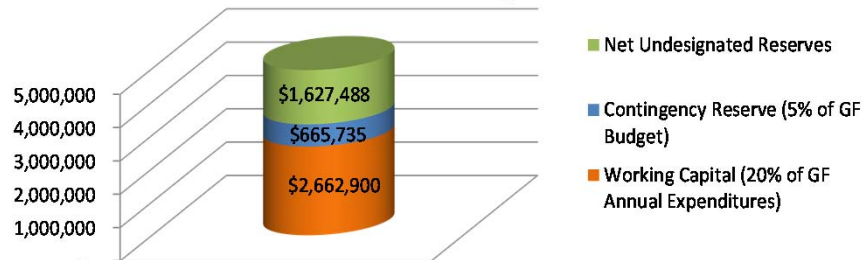
YTD Revenue Budget vs Actual



YTD Tax Revenue Breakout



Reserve Analysis



City of Aberdeen - Utility Funds

YTD as of 7/31/2016

	Annual Budget (without reserve)	YTD Actual	% of Budget
WATER UTILITY FUND 404			
Revenues	3,739,500	2,528,823	68%
<u>Expenditures</u>			
Salary & Benefits	1,863,900	1,035,838	56%
Supplies & Services	1,287,306	682,654	53%
Capital Outlay	325,000	247,289	76%
Debt Service	389,594	389,593	100%
Other Financing Uses - ER Oper & Rsrv	123,700	48,548	39%
Total Expenditures	3,989,500	2,403,922	60%
Source (Use) of Reserves	(250,000)	124,901	

	Annual Budget (without reserve)	YTD Actual	% of Budget
SEWER UTILITY FUND 403			
Revenues	4,081,700	2,462,851	60%
<u>Expenditures</u>			
Salary & Benefits	1,946,280	1,113,637	57%
Supplies & Services	1,535,850	961,140	63%
Capital Outlay	604,631	224,442	37%
Debt Service	366,939	366,939	100%
Other Financing Uses - ER Oper & Rsrv	164,000	29,207	18%
Total Expenditures	4,617,700	2,695,365	58%
Source (Use) of Reserves	(536,000)	(232,514)	

	Annual Budget (without reserve)	YTD Actual	% of Budget
INDUSTRIAL WATER UTILITY FUND 407			
Revenues	257,000	134,225	52%
<u>Expenditures</u>			
Salary & Benefits	121,541	90,769	75%
Supplies & Services	213,959	56,292	26%
Capital Outlay	30,000	9,293	31%
Other Financing Uses - ER Oper & Rsrv	7,500	704	9%
Total Expenditures	373,000	157,058	42%
Source (Use) of Reserves	(116,000)	(22,833)	

	Annual Budget (without reserve)	YTD Actual	% of Budget
STORMWATER UTILITY FUND 405			
Revenues	485,700	336,257	69%
<u>Expenditures</u>			
Salary & Benefits	12,270	7,158	58%
Supplies & Services	42,500	16,887	40%
Other Financing Uses - Transfer to Street Fund	480,000	50,000	10%
Total Expenditures	534,770	74,045	14%
Source (Use) of Reserves	(49,070)	262,212	

City of Aberdeen - Select Special Revenue Funds YTD as of 7/31/2016

EMS FUND 120	Annual Budget (without reserve)	YTD Actual	% of Budget
Revenues	3,278,670	2,020,348	62%
<u>Expenditures</u>			
Salary & Benefits	2,948,447	1,691,753	57%
Supplies & Services	255,893	109,027	43%
Other Financing Uses - Transfer to 911 & Capital Rsrv	74,330	24,330	33%
Total Expenditures	3,278,670	1,825,110	56%
Source (Use) of Reserves	-	195,238	

PARKS FUND 102	Annual Budget (without reserve)	YTD Actual	% of Budget	STREET FUND 103	Annual Budget (without reserve)	YTD Actual	% of Budget
Revenues	934,050	545,225	58%	Revenues	1,848,000	824,212	45%
<u>Expenditures</u>				<u>Expenditures</u>			
Salary & Benefits	714,333	376,079	53%	Salary & Benefits	1,181,956	652,762	55%
Supplies & Services	244,948	147,878	60%	Supplies & Services	494,294	227,514	46%
Capital Outlays	-	40,574	N/A	Capital Outlay	28,000	-	
Total Expenditures	959,281	564,531	59%	Other Financing Uses - ER Oper & Rsrv	196,250	54,951	28%
Source (Use) of Reserves	(25,231)	(19,306)		Total Expenditures	1,900,500	935,227	49%
				Source (Use) of Reserves	(52,500)	(111,015)	